

Antibacterial Finishing of Cotton Bed Sheets using Olive Leaves Extract

Ana Margarida Baptista¹, Beata Shymon², Beatriz Cambão Silva³,
Catarina Cunha Lopes⁴, Marta Pereira⁵, Sofia Brandão⁶,
Yaidelin A. Manrique⁷




¹Department of Chemical Engineering, Faculty of Engineering, University of Porto, Rua Dr. Roberto Frias, 4200-465 Porto, Portugal (up201706792@edu.fe.up.pt) ORCID 0000-0001-8107-4420; ²Department of Chemical Engineering, Faculty of Engineering, University of Porto, Rua Dr. Roberto Frias, 4200-465 Porto, Portugal (up201706281@edu.fe.up.pt) ORCID 0000-0002-5998-2286; ³Department of Chemical Engineering, Faculty of Engineering, University of Porto, Rua Dr. Roberto Frias, 4200-465 Porto, Portugal (up201707213@edu.fe.up.pt) ORCID 0000-0001-6740-8762; ⁴Department of Chemical Engineering, Faculty of Engineering, University of Porto, Rua Dr. Roberto Frias, 4200-465 Porto, Portugal (up201706223@edu.fe.up.pt) ORCID 0000-0002-3376-5865; ⁵Department of Chemical Engineering, Faculty of Engineering, University of Porto, Rua Dr. Roberto Frias, 4200-465 Porto, Portugal (up201706243@edu.fe.up.pt) ORCID 0000-0003-3052-8781; ⁶Department of Chemical Engineering, Faculty of Engineering, University of Porto, Rua Dr. Roberto Frias, 4200-465 Porto, Portugal (up201605000@edu.fe.up.pt) ORCID 0000-0002-0267-4100; ⁷LSRE-LCM-Laboratory of Separation and Reaction Engineering-Laboratory of Catalysis and Materials, Faculty of Engineering, University of Porto, Rua Dr. Roberto Frias, 4200-465 Porto, Portugal (yaidelin.manrique@fe.up.pt) ORCID 0000-0002-7053-373X

Abstract

The main goal of this project consisted of the conceptualization and development of a product related to the olive tree chemical features to monetize the wastes of the olive fruit exploitation. The most abundant by-product of the olive fruit harvest is the olive leaves, used as the raw material in this project. By following the steps of Chemical Product Design, it was decided to pursue the idea of creating antibacterial cotton bed sheets impregnated with olive leaves extract, mainly composed of oleuropein. The production process includes a pre-treatment of the olive leaves, oleuropein extraction, and supercritical impregnation. The estimated amount of leaves required is 39 g/m² of cotton, considering a cotton fabric with 115 GSM.

Author Keywords. Olive Tree. Oleuropein. Antibacterial Finishing. Cotton Impregnation.

Type: Research Article

 Open Access  Peer Reviewed  CC BY

1. Introduction

This work aims to develop a product from the olive tree (raw material) based on the chemical product design steps proposed by [Cussler and Moggridge \(2011\)](#). These steps consist of identifying market needs related to properties or functions of the raw material, creating ideas for innovative products to meet said needs, selecting the products that will be developed based on the assessment of the market, and designing the manufacturing process.

The olive tree is an ancient tree known to produce olive oil, one of the most common vegetable oils used in the Mediterranean diet. The chemical composition of this raw material is the fundamental pillar for the development of the product. After scrutinizing the phenolic compounds' profile in the olive tree, oleuropein was chosen as the key component for this work since it was present in larger quantities.

The selected product to valorize the oleuropein consists of a cotton bed sheet with antibacterial properties, which is achieved by the impregnation of oleuropein. Besides acting as an antibacterial agent, oleuropein is also a natural dye.

Natural dyes are a growing interest in the textile industry due to their lower environmental impact and effect on human health, without a significant price increase when compared to synthetic dyes (Shahmoradi Ghaheh et al. 2014).

Besides oleuropein, other natural dyes can cause an increase in antibacterial resistance due to opportunistic bacterial pathogens (de Kraker, Davey, and Grundmann 2011) and so this reveals the importance of providing extra protection against these bacteria. The study made by de Kraker, Davey, and Grundmann (2011) estimated that more than 8,000 deaths and 62 million euros in extra costs were associated with *Staphylococcus aureus* and *Escherichia coli* blood infections in the European region in 2007. Therefore, the presence of these bacteria in hospitals does not only increase expenses associated with the development of more efficient antibiotics and the increase of patients who extend their stay in public hospitals, but it also is responsible for multiple deaths.

2. Raw Material

The olive tree is an evergreen tree from the *Oleaceae* family and its scientific name is *Olea europaea* L. (Rau 2020). The plantation area of olive trees in the European Union is about 4.6 million hectares, and 62 % of this value corresponds to the Iberian Peninsula: 55 % of the plantation area belongs to Spain and 7 % to Portugal (EUROSTAT 2019).

In 2018, Portugal produced above 725 thousand tons of olive fruits, being Alentejo the region with the highest production, followed by Trás-os-Montes e Alto Douro (Instituto Nacional de Estatística 2019). The olive fruit harvest in Portugal usually takes place from November to January (Mondragão-Rodrigues and Lopes 2020).

Leaves are the most abundant by-products of olive oil production, usually discharged or used for animal feeding (Herrero et al. 2011). During olive harvesting, the weight of leaves collected corresponds to 10 % of the weight of the olives picked (Rahmanian, Jafari, and Wani 2015). This means that around 72.5 thousand tons of leaves are collected during harvesting in Portugal. Seeking the valorization of these residues, the olive leaves were chosen as raw material to extract oleuropein which will be the basis of the product to be developed.

The olive leaves have in their composition phenolic compounds that have interesting properties for different applications. However, Laguerre et al. (2009) refer that the amount of the constituents is variable and depends on the geographical location and conditions of the tree production.

Ghomari et al. (2019) studied the flavonoid and phenolic profile of olive leaves extract using several extraction methods as maceration, sonication, and maceration in two steps. They concluded that oleuropein was the major compound for all extraction methods, and the maximum concentration in dry leaves was 50.86 ± 0.20 mg/g. Other phenolic compounds can be identified in lower concentrations, such as hydroxytyrosol, coumaric acid, gallic acid, and flavonoids. Also, they showed that the richness in bioactive compounds such as oleuropein could result in a strong antibacterial activity against a broad spectrum of pathogenic bacteria. In the scope of this work, only oleuropein and hydroxytyrosol, the main compounds of the extract, will be considered.

Finally, the evaluation of the antibacterial activity of different olive leaf extracts against a broad spectrum of pathogenic bacteria was performed in order to explore the relationship between this activity and the content of phenolic compounds and flavonoids of each extract.

The characteristics of oleuropein and hydroxytyrosol are presented in [Table 1](#).

Components	Molecular form	Molecular mass (g/mol)	Properties
Oleuropein	C ₂₅ H ₃₂ O ₁₃	540.514	Vasodilator and antiatherogenic (Shamshoum, Vlavcheski, and Tsiani 2017 ; National Center for Biotechnology Information 2005b); protection of neurodegenerative processes (Martorell et al. 2016); antibacterial, antimicrobial, antiviral, antioxidant (Shamshoum, Vlavcheski, and Tsiani 2017) antihypertensive effect (Xu et al. 2018); antihyperglycemic effect (Omar 2010).
Hydroxytyrosol	C ₈ H ₁₀ O ₃	154.16	Anti-sclerotic (Catalán et al. 2015); anti-inflammatory, antibacterial, antimicrobial, antifungal, antiviral, antioxidant (Bertelli et al. 2020 ; Zheng et al. 2015a); protective properties against cardiovascular system diseases, neurodegenerative processes, and retinal problems (Zheng et al. 2015b)

Table 1: Oleuropein and hydroxytyrosol main characteristics

Hydroxytyrosol can be formed from oleuropein by hydrolysis. There are two possible mechanisms through which hydrolysis occurs: (1) enzymatic hydrolysis with two enzymes: β -glycosidase and esterase; this is related to the natural process happening in the olive tree; (2) the synthetic process that implies acidic hydrolysis ([De Leonardis et al. 2008](#)).

3. Chemical Product Design (CPD)

Some market needs were identified based on olive tree components and their properties. There were some ideas to fill those needs. A pre-selection was made in a first evaluation, and some weaker or impossible ideas were eliminated. The criterium for that elimination was the feasibility of those ideas. [Table 2](#) presents the market needs and the final ideas associated with those.

Needs	Ideas
Antioxidant products for skincare protection	An anti-ageing concealer with antioxidant properties A sunscreen with oleuropein
Anti-inflammatory and antiviral products	Honey enriched with oleuropein for tonsillitis
Products for the mitigation of the muscle pain	Post-workout snacks to relieve muscular pain
Products used in degenerative and chronic diseases	Chocolate for pregnant women to fight neurogenesis and cognitive functions of babies submitted to prenatal stress
A functional product that can be used to prevent and fight bacterial infections	Bed sheets impregnated with oleuropein for hospital beds and baby cribs

Table 2: Market needs and ideas for the application of natural compounds extracted from olive trees

For comparison between the ideas in [Table 2](#), five selection criteria were established ([Table 3](#)). The ideas were evaluated by classifying them on a scale of 1 to 5, regarding five criteria with different levels of importance, according to the authors' knowledge as health safety (30%), scientific maturity (25%), minimum risk (20%), low environmental impact (15%) and low cost (10%), resulting in a score that determined the main idea.

Health safety was the criterion with the highest weighting factor since all the ideas are products directly related to human health.

Scientific maturity was the second most rated criterion because it was considered important to have reliable knowledge about manufacturing methods and processes.

Minimum risk comes in third, followed by the environmental impact. It was considered that the risk of investment was more important than making a greener and more eco-friendly product because the idea needed to be economically viable.

More points were attributed to the product that would be advantageous accordingly to the criteria in question.

In [Table 3](#) is presented the selection matrix with the punctuation for all selection criteria and ideas, as well as the weighting factor.

Selection Criteria	Weighting factor	Concealer	Sunscreen	Bed sheets	Snack	Honey
Health Safety	0.30	2	1.75	4.5	3.5	3.5
Scientific Maturity	0.25	3	4	3.5	4	2.5
Minimum Risk	0.20	1.75	3	3.5	3	2.25
Low environmental impact	0.15	1.5	4	4	3	2
Low cost	0.10	2.5	3	2.5	4	3
Score		2.18	3.03	3.78	3.50	2.73

Table 3: Selection matrix for new applications of the active principles of the olive tree

The most rated idea was the bedsheets impregnated with oleuropein, which has an antibacterial effect. To put this idea into practice, some specific needs must be assured, which can be divided into three categories: essential needs, such as guaranteeing the antibacterial properties, not causing cutaneous and respiratory allergies, and possessing a long-lasting effect; desirable needs, like having a low environmental impact, easy stain removal and made of a natural dye; and useful needs, for example, being comfortable, made of breathable material and having a competitive price.

4. Manufacture

The manufacturing process is outlined in [Figure 1](#). Once the leaves have been purchased and delivered, they will be dried and crushed to reduce them to powder. This will allow better conservation of the leaves during storage and an easier extraction process. Each step of the process (i) extraction with a mixture of ethanol: water, (ii) impregnation of fabric are described below.

The quantities presented in the following sections were extrapolated from research articles without in-house laboratory experiments to sustain them.

4.1. Extraction method

Oleuropein can be extracted by several processes, such as Soxhlet, cold solvent, supercritical fluid, pressurized fluid, and ultrasound-assisted extraction ([Otero et al. 2020](#)).

The Soxhlet conventional method was the chosen process since it can extract oleuropein with high efficiency and it is easily implemented in the industry ([Otero et al. 2020](#)). To optimize oleuropein extraction from the raw material and assure a high yield, a solvent with 80 % ethanol and 20 % of water (% v/v) is needed ([Yateem, Afaneh, and Al-Rimawi 2014](#)).

[Yateem, Afaneh, and Al-Rimawi \(2014\)](#) concluded that the temperature should be set at 60 °C so that it is possible to extract 19 mg of oleuropein per gram of dry leaves. After the extraction process, a concentration of oleuropein of 0.95 g/L is obtained. This study also shows that the extraction time should be 4 hours and that the ratio of the solvent’s volume to the mass of dry leaves should be 20 mL/g. The Soxhlet process requires high consumption of water and ethanol, and to counter this, the final extract will be used as is in the impregnation process.

The oleuropein will not be separated from the rest of the extract since the other compounds extracted from the olive tree leaves could enhance the antibacterial activity of oleuropein. Besides that, the separation would require more investment, lowering profits.

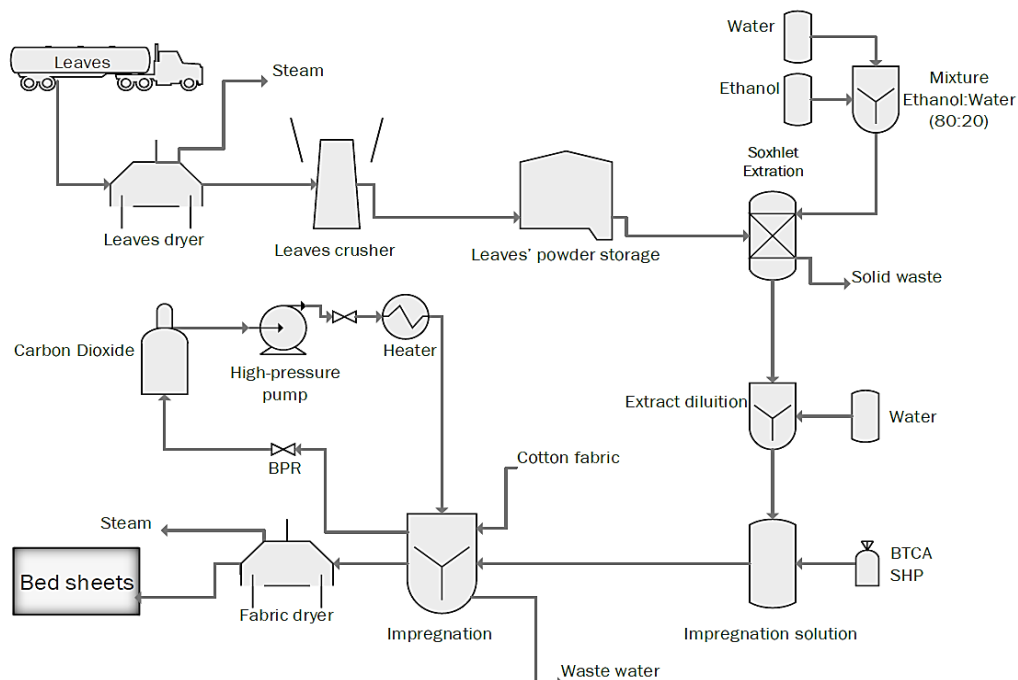


Figure 1: Flow diagram for production of antibacterial finishing of cotton bed sheets using oleuropein extracted from olive leaves

4.2. Impregnation process

The antibacterial effect of oleuropein in cotton fabrics was studied by [Yilmaz and Bahtiyari \(2020\)](#). In this study, the extraction of oleuropein was performed at a pH of 7. The temperature was not mentioned, so it was assumed to be ambient conditions ($\sim 25\text{ }^{\circ}\text{C}$). The test was made with 1 L of water and 40 g of dry leaves. Under these conditions, it is possible to extract 0.16 mg of oleuropein per gram of dry leaf ([Yateem, Afaneh, and Al-Rimawi 2014](#)). [Yilmaz and Bahtiyari \(2020\)](#) used a liquor ratio of 1:60 to dye the tissue, which means that 60 mL of liquor (water) is required to impregnate 1 g of cotton fabric. If one assumes that all the oleuropein extracted will be used in the impregnation, 736 mg of oleuropein per square meter of cotton will be impregnated, considering that cotton fabric has 115 GSM. According to [Yateem, Afaneh, and Al-Rimawi \(2014\)](#), the concentration of oleuropein present in the extract is 6.56 g/m² of bed sheet, which is equivalent to 0.95 g/L, as mentioned before. So, the extract needs to be diluted by a factor of 8.9.

The study made by [Fernández-Ponce et al. \(2018\)](#) demonstrates that impregnation is more efficient when using 6 % of ethanol. However, the percentage obtained in the diluted extract is 9 %, but since it is a volatile compound and the variation is not significant, this percentage will be used in the impregnation process of the bed sheets.

A supercritical impregnation procedure will be used. The equipment consists of high-pressure pumps for CO₂, an isothermal stainless reactor, and a back-pressure regulator (BPR) ([Fernández-Ponce et al. 2018](#)). The impregnation vessel will be loaded with the diluted solution that contains oleuropein, BTCA (1,2,3,4-Butanetetracarboxylic acid), and SHP (sodium hypophosphite), as will be mentioned below. The cotton fabric will be placed at the bottom of this equipment in a spiral stainless steel which will serve as support.

After the heater is set to 45 °C, CO₂ will be injected and the vessel pressure will be raised at 5 bar/min until it reaches 300 bar, a process which will take 1 h. The impregnation process will last 24 h at constant pressure. Then, the system will be depressurized at 5 bar/min for 1 h with the heater switched off. At this point, CO₂ will be completely desorbed, and the fabric will be impregnated with oleuropein (Fernández-Ponce et al. 2018). The presence of CO₂ improves the mass transfer phenomena, favoring the kinetic desorption of analytes and providing an inert environment that prevents the degradation of sensitive compounds (Fernández-Ponce et al. 2018). It is important to mention that CO₂ used in the pressurization stage will be recovered to minimize costs.

4.3. Crosslinkers selection and washing cycles

To understand the durability of the antibacterial activity of cotton fabric impregnated with oleuropein, Bilgiç and Uğur (2015) studied the effect of 10 washing cycles at 40 °C for 30 minutes. Impregnations with additional crosslinking agents to increase the adhesion between oleuropein and cotton were also tested. The combinations were (i) 10 g/L of oleuropein, (ii) 5 g/L of oleuropein + 5 g/L of BTCA + 10 g/L of SHP and (iii) 5 g/L of oleuropein + 5 g/L of N- methylolacrylamide.

Bilgiç and Uğur (2015) concluded that due to the addition of crosslinkers, even with smaller amounts of oleuropein, the antibacterial activity against *Staphylococcus Aureus* and *Escherichia coli* remains the same or has a small decrease in its efficiency after the washing cycles. In the study of Yilmaz and Bahtiyari (2020), it was determined that the reduction of activity of *Escherichia coli* was 99.99 %, and the reduction of activity of *Staphylococcus Aureus* was 95 % at 80 °C, using only olive leaf extract without any crosslinker.

Bilgiç and Uğur (2015) observed alterations on cotton's surface by Scanning Electron Microscopy, which shows the oleuropein's linking to cotton fabric and the formation of a thick film. The addition of crosslinkers promotes a more effective formation of this film.

The best crosslinker was N-methylolacrylamide. However, due to lack of information about the use of this compound in the antibacterial finishing of fabrics and its hazards to human health, according to the National Center for Biotechnology Information (2005a), it was decided that the cotton fabric would be impregnated with BTCA and SHP.

These two agents were also tested by Montazer and Afjeh (2007) with chitosan and N-(2-hydroxy)-propyl-3-trimethyl ammonium chitosan chloride (HTCC) in a similar process. In this study, one washing cycle equals five home washing cycles at 40 – 50 °C. It was shown that after 15 launderings in testing conditions (75 home laundering cycles), the antibacterial activity would still have an efficiency of at least 99 % for different BTCA contents.

It was extrapolated that using the same mass correlation of BTCA and SHP with oleuropein in cotton fabric impregnation would keep at least 99 % of antibacterial efficiency after 50 washing cycles. The bed sheets should be washed at 40 °C to 50 °C for 35 minutes. If more washing cycles would be performed the antibacterial efficiency will decrease.

With the information collected so far, it was determined that the proportion of oleuropein, the BTCA and the SHP in the impregnation solution would be 1:1:2.

Table 4 summarizes the relevant quantities used in the entire process.

	Quantity
Oleuropein content per m ² of bed sheet	7.4 g
Mass of dry leaves used per m ² of bed sheet	387 g
Volume of ethanol used in the extraction of oleuropein per m ² of bed sheet	6.2 L
Volume of water used in the extraction of oleuropein per m ² of bed sheet	5.7 L
BTCA required for impregnating per m ² of bed sheet	7.4 g
SHP required for impregnating per m ² of bed sheet	14.7 g

Table 4: Summary of quantities used to impregnate 10 sqm of fabric

It is to highlight that, in this work, there were no carry out experimental tests to determine the other compounds present in the extract do not cause allergic reactions. However, [Erbay and Icier \(2010\)](#) concluded that olive leaves could be used in a wide range of applications without inconvenience. In this work, the authors considered there are not any allergic reactions.

5. Economic Analyses

5.1. Production volume

An exploitation scenario for the bed sheets is analyzed to assess the potential of the raw material valorization. It was defined that in the first years of production, the bed sheets would be exclusively sold in Portugal. The product will have as final consumers hospitals, nursing homes and all the population, and it can be for double size beds and baby's cribs. The expected sales for each product are shown in [Table 5](#).

	Public Hospitals*	Private Hospitals	Cribs	Private Nursing Homes	Double-size beds for general population	Babies' cribs for general population
Institutions	230 ^[1]	114	-	729 ^[1]	-	-
Beds	35 429 ^[1]	11 281 ^[2]	3 443 ^[3]	22 000 ^[1]	10 251 984 ^[1]	86 579 ^[1]
Institutions to be equipped, (%)	30	50	-	50	-	-
Beds to be equipped, (%)	75	75	20	30	0.5	15
Packs to be sold	7 972	4 230	689	330	51 260	12 987

*It was not possible to find the number of public nursing homes in Portugal and either not the number of total beds in this type of institution, so it will not be considered a target market. Data: ^[1] 2020, ^[2] 2018, ^[3] 2019

Table 5: Expected sales

5.2. Profit margin

After determining the amount of raw materials needed for production, it is possible to estimate their cost. The prices of each raw material, as well as the amount needed and their cost for each square meter, are resumed in [Table 6](#). Note that the prices for olive leaves, ethanol, BTCA and SPH were based on average prices from industrial suppliers. The cotton fabric price was provided by *Confeções Valverde de Maria Manuela Pinheiro* (2020), Portugal. For the water supply, it was considered Oporto's water supply tax.

Raw material	Price	Quantity (per m ² of fabric)	Cost (€/m ²)
Olive leaves	1 €/kg	0.039 kg	0.039
Cotton fabric	3.298 €/kg	0.115 kg	0.379
Ethanol	0.70 €/L	0.62 L	0.434
Water	0.002 €/L	0.57 L	0.001
BTCA	25 €/kg	0.0007 kg	0.018
SPH	5 €/kg	0.0015 kg	0.008
		TOTAL	0.878

Table 6: Raw materials quantities and respective cost per m² of fabric

With the perspective of conceiving a product for sale, two different sizes of bed sheets were designed: the double-size (2.40 m x 2.90 m) and the crib size (1.80 m x 1.20 m).

Considering a lower price for the health institutions, the value defined for a pack of bed sheets was 20 € and 12 € for the double-size bed sheets and cribs' bed sheets sold directly to hospitals and nursing homes, respectively. The bedsheets sold to the general population would cost 24 € for the double-sized bed and 20 € for babies' cribs. These values were based on some basic market research.

Thus, the profit margin would be 40 % on double-size bedsheets sold to health institutions, 70 % on crib bed sheets for nurseries, 50 % on double-size bed sheets and 80 % on crib bed sheets for the general population.

6. Conclusions

This project was born with the goal of assessing new chains of value from natural residues, such as olive leaves, which may help industrialization and increase economic activity in rural areas. After identifying the market's needs, creating ideas, and selecting the more viable product, it was concluded that the best option consisted of cotton bed sheets impregnated with oleuropein to reduce antibacterial activity. The product would have as final consumers hospitals, nursing homes and the general population.

The reduction of antibacterial activity is an important factor since bacterial textile infestations may also affect those using it. The bed sheets with antibacterial finishing would be a useful product to contain and prevent bacterial proliferation and create safer and cleaner environments.

It is ensured a wide quantity of raw material since around 72.5 thousand tons of leaves are collected during harvesting in Portugal, which are usually discharged.

The oleuropein can be extracted by a Soxhlet conventional method using water and ethanol as solvents. The concentration of oleuropein obtained in the extract is 0.95 g/L.

A supercritical impregnation procedure is used, where 736 mg of oleuropein, 736 mg of BTCA and 1472 mg of SHP are impregnated in a square meter of cotton.

The bed sheets keep at least 99 % of antibacterial efficiency after 50 washing cycles and should be washed at 40 °C to 50 °C for 35 minutes.

To obtain better results and improve the bedsheets, it will be necessary to study their antibacterial effect on bacteria other than *Staphylococcus Aureus* and *Escherichia coli*. Also, the product's manufacture can be optimized and readjusted, which will imply further research and development work on this subject.

References

- Bertelli, M., A. K. Kiani, S. Paolacci, E. Manara, D. Kurti, K. Dhuli, V. Bushati, et al. 2020. "Hydroxytyrosol: A natural compound with promising pharmacological activities". *Journal of Biotechnology* 309: 29-33. <https://doi.org/10.1016/j.jbiotec.2019.12.016>.
- Bilgiç, M., and S. Uğur. 2015. "Antimikrobiyal Medikal Tekstil Ürünleri için Oleuropein Uygulaması". *Süleyman Demirel Üniversitesi Fen Bilimleri Enstitüsü Dergisi* 19, no. 2:104-10. <https://dergipark.org.tr/tr/pub/sdufenbed/issue/20807/222330>.
- Catalán, U., M. C. López de las Hazas, L. Rubió, S. Fernández-Castillejo, A. Pedret, R. de la Torre, M. J. Motilva, and R. Solà. 2015. "Protective effect of hydroxytyrosol and its predominant plasmatic human metabolites against endothelial dysfunction in human aortic endothelial cells". *Molecular Nutrition and Food Research* 59, no. 12: 2523-36. <https://doi.org/10.1002/mnfr.201500361>.

- Cussler, E. L., and G. D. Moggridge. 2011. *Chemical Product Design*. 2nd ed. Cambridge Series in Chemical Engineering. Cambridge: Cambridge University Press. <https://doi.org/10.1017/CBO9781139035132>.
- Erbay, Z., and F. Icier. 2010. "The importance and potential uses of olive leaves". *Food Reviews International* 26, no. 4: 319-34. <https://doi.org/10.1080/87559129.2010.496021>.
- EUROSTAT. 2019. "Olive trees cover 4.6 million hectares in the EU". <https://ec.europa.eu/eurostat/web/products-eurostat-news/-/DDN-20190301-1>.
- Fernández-Ponce, M. T., E. Medina-Ruiz, L. Casas, C. Mantell, and E. J. Martínez de la Ossa-Fernández. 2018. "Development of cotton fabric impregnated with antioxidant mango polyphenols by means of supercritical fluids". *Journal of Supercritical Fluids* 140: 310-19. <https://doi.org/10.1016/j.supflu.2018.06.022>.
- Ghomari, O., F. Sounni, Y. Massaoudi, J. Ghanam, L. B. Drissi Kaitouni, M. Merzouki, and M. Benlemlih. 2019. "Phenolic profile (HPLC-UV) of olive leaves according to extraction procedure and assessment of antibacterial activity". *Biotechnology Reports* 23: Article number e00347. <https://doi.org/10.1016/j.btre.2019.e00347>.
- Herrero, M., T. N. Temirzoda, A. Segura-Carretero, R. Quirantes, M. Plaza, and E. Ibañez. 2011. "New possibilities for the valorization of olive oil by-products". *Journal of Chromatography A* 1218, no. 42: 7511-20. <https://doi.org/10.1016/j.chroma.2011.04.053>.
- Instituto Nacional de Estatística. 2019. *Annual Olive production in Portugal*.
- de Kraker, M. E. A., P. G. Davey, and H. Grundmann. 2011. "Mortality and hospital stay associated with resistant *Staphylococcus aureus* and *Escherichia coli* bacteremia: Estimating the burden of antibiotic resistance in Europe". *PLoS Medicine* 8, no. 10: Article number e1001104. <https://doi.org/10.1371/journal.pmed.1001104>.
- Laguerre, M., L. J. López Giraldo, G. Piombo, M. C. Figueroa-Espinoza, M. Pina, M. Benaissa, A. Combe, A. Rossignol Castera, J. Lecomte, and P. Villeneuve. 2009. "Characterization of olive-leaf phenolics by esi-ms and evaluation of their antioxidant capacities by the cat assay". *Journal of the American Oil Chemists' Society* 86, no. 12: 1215-25. <https://doi.org/10.1007/s11746-009-1452-x>.
- De Leonardis, A., A. Aretini, G. Alfano, V. MacCiola, and G. Ranalli. 2008. "Isolation of a hydroxytyrosol-rich extract from olive leaves (*Olea Europaea* L.) and evaluation of its antioxidant properties and bioactivity". *European Food Research and Technology* 226, no. 4: 653-59. <https://doi.org/10.1007/s00217-007-0574-3>.
- Martorell, M., K. Forman, N. Castro, X. Capó, S. Tejada, and A. Sureda. 2016. "Potential therapeutic effects of oleuropein aglycone in Alzheimer's disease". *Current Pharmaceutical Biotechnology* 17: 994-1001. <https://doi.org/10.2174/1389201017666160725120656>.
- Mondragão-Rodrigues, F., and E. Lopes. 2020. "Determinação do momento ótimo de colheita da azeitona". <http://www.agronegocios.eu/noticias/determinacao-do-momento-otimo-de-colheita-da-azeitona/>.
- Montazer, M., and M. G. Afjeh. 2007. "Simultaneous X-linking and antimicrobial finishing of cotton fabric". *Journal of Applied Polymer Science* 103, no. 1: 178-85. <https://doi.org/10.1002/app.25059>.
- National Center for Biotechnology Information. 2005a. "PubChem Compound Summary for CID 13543, N-(Hydroxymethyl)acrylamide". Updated August 20, 2022. https://pubchem.ncbi.nlm.nih.gov/compound/N-Hydroxymethyl_acrylamide.

- . 2005b. "PubChem Compound Summary for CID 5281544, Oleuropein". Updated August 20, 2022. <https://pubchem.ncbi.nlm.nih.gov/compound/Oleuropein>.
- Omar, S. H. 2010. "Oleuropein in olive and its pharmacological effects". *Scientia Pharmaceutica* 78, no. 2: 133-54. <https://doi.org/10.3797/scipharm.0912-18>.
- Otero, D. M., F. M. Oliveira, A. Lorini, B. da Fonseca Antunes, R. M. Oliveira, and R. C. Zambiasi. 2020. "Oleuropein: Methods for extraction, purifying and applying". *Revista Ceres* 67, no. 4: 315-29. <https://doi.org/10.1590/0034-737X202067040009>.
- Rahmanian, N., S. M. Jafari, and T. A. Wani. 2015. "Bioactive profile, dehydration, extraction and application of the bioactive components of olive leaves". *Trends in Food Science and Technology* 42, no. 2: 150-72. <https://doi.org/10.1016/j.tifs.2014.12.009>.
- Rau, P. 2020. "Fruteira do mês: Azeitona". *Jardins*. <https://revistajardins.pt/tudo-sobre-a-oliveira>.
- Shahmoradi Ghaheh, F., S. M. Mortazavi, F. Alihosseini, A. Fassihi, A. Shams Nateri, and D. Abedi. 2014. "Assessment of antibacterial activity of wool fabrics dyed with natural dyes". *Journal of Cleaner Production* 72: 139-45. <https://doi.org/10.1016/j.jclepro.2014.02.050>.
- Shamshoum, H., F. Vlacheski, and E. Tsiani. 2017. "Anticancer effects of oleuropein". *BioFactors* 43, no. 4: 517-28. <https://doi.org/10.1002/biof.1366>.
- Xu, F., Y. Li, M. Zheng, X. Xi, X. Zhang, and C. Han. 2018. "Structure properties, acquisition protocols, and biological activities of oleuropein aglycone". *Frontiers in Chemistry* 6: Article number 239. <https://doi.org/10.3389/fchem.2018.00239>.
- Yateem, H., I. Afaneh, and F. Al-Rimawi. 2014. "Optimum conditions for oleuropein extraction from olive leaves". *International Journal of Applied Science and Technology* 4, no.5: 153-57. <http://www.ijastnet.com/journal/index/665>.
- Yılmaz, F., and M. İ Bahtiyari. 2020. "Antibacterial finishing of cotton fabrics by dyeing with olive tree leaves fallen during olive harvesting". *Journal of Cleaner Production* 270: Article number 122068. <https://doi.org/10.1016/j.jclepro.2020.122068>.
- Zheng, A., H. Li, J. Xu, K. Cao, H. Li, W. Pu, Z. Yang, et al. 2015a. "Hydroxytyrosol improves mitochondrial function and reduces oxidative stress in the brain of db/db mice: Role of AMP-activated protein kinase activation". *British Journal of Nutrition* 113, no. 11: 1667-76. <https://doi.org/10.1017/S0007114515000884>.
- Zheng, A., H. Li, K. Cao, J. Xu, X. Zou, Y. Li, C. Chen, J. Liu, and Z. Feng. 2015b. "Maternal hydroxytyrosol administration improves neurogenesis and cognitive function in prenatally stressed offspring". *Journal of Nutritional Biochemistry* 26, no. 2: 190-99. <https://doi.org/10.1016/j.jnutbio.2014.10.006>.

Acknowledgments

This work was developed under the scope of the course unit of Chemical Product Engineering of the Integrated Master in Chemical Engineering at the Faculty of Engineering of the University of Porto, during the 1st semester of the 2020/2021 academic year. Professor Cláudia Gomes, Doctor Ricardo Santos and Doctor Yaidelin Manrique, supervisors of this work, are members of the Associate Laboratory LSRE-LCM funded by national funds through FCT/MCTES (PIDDAC): Base-UIDB/50020/2020 and Programmatic-UIDP/50020/2020 Funding.